

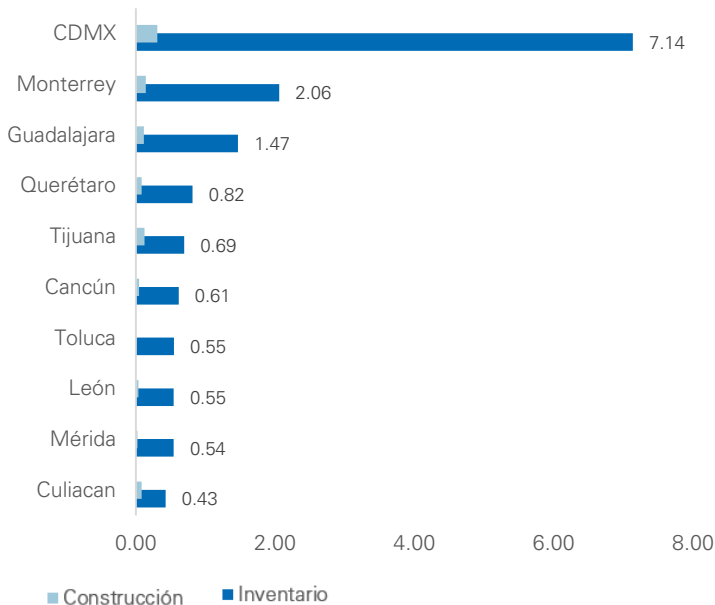
# México

## Mercado Comercial

Las condiciones del mercado elevan la confianza en el sector comercial

### Ciudades con mayor inventario

#### SUPERFICIES EN MILLONES DE METROS CUADRADOS



La Zona Metropolitana del Valle de México retoma la inauguración de diferentes centros comerciales de importantes grupos inmobiliarios como Fibra Dahnos con su Parque Tepeyac, Grupo Indi y Estrategia Urbana con el CETRAM Martín Carrera, mientras que Fibra Plus, planea la inauguración de Espacio Condesa para el Segundo semestre de este año. Sumando así al inventario mas de 117 mil metros cuadrados para la Zona Metropolitana del Valle de México.

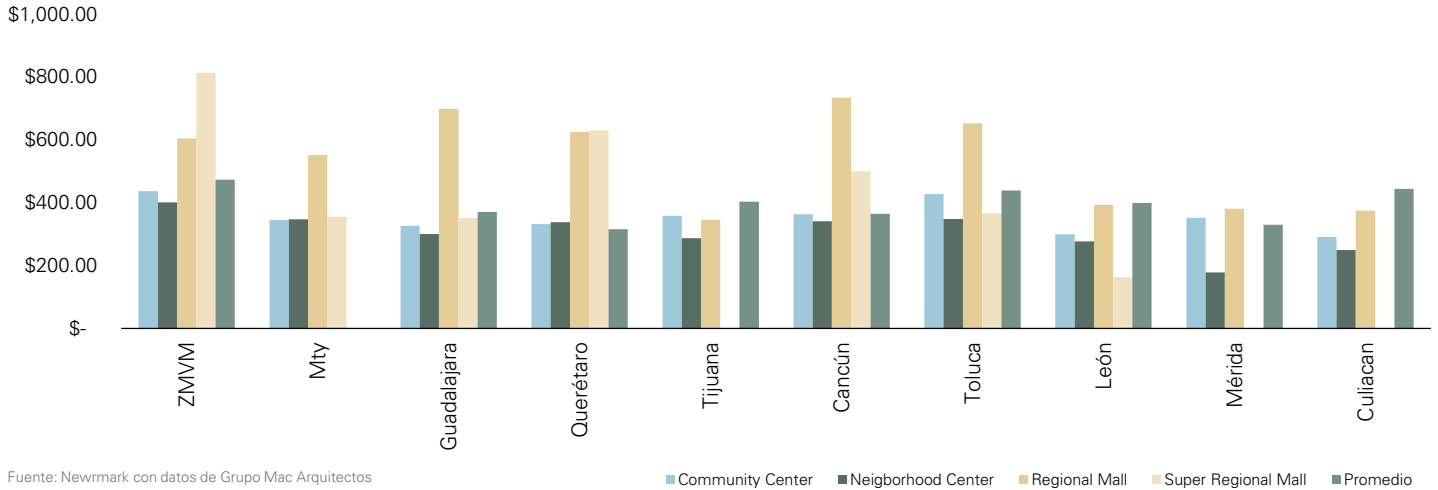
Con respecto a los proyectos en construcción, la capital sigue encabezando la lista de espacios en construcción con 12 proyectos en diferentes alcaldías, seguido por Monterrey con 8 proyectos y Querétaro y Culiacán con 4 cada uno. Tapachula destaca con uno de los proyectos más grandes, con el que sumaría 47,000 m<sup>2</sup> a su inventario.

### Top 10 Inventario por ciudad

Ciudad	Centros Comerciales	AR Total (m <sup>2</sup> )	AR En Construcción (m <sup>2</sup> )	Tasa de Ocupación
ZMVM	232	7.13M	308,450	82%
Monterrey	91	2.05M	143,200	78%
Guadalajara	53	1.46M	115,700	82%
Querétaro	28	0.81M	84,700	82%
Tijuana	29	0.69M	123,599	89%
Cancún	26	0.61M	46,700	88%
Toluca	18	0.54M	5,500	11%
León	24	0.54M	37,000	72%
Mérida	18	0.54M	23,300	73%
Culiacán	18	0.42M	83,079	89%

**Precio de Renta (\$mxn/m<sup>2</sup>/mes)**

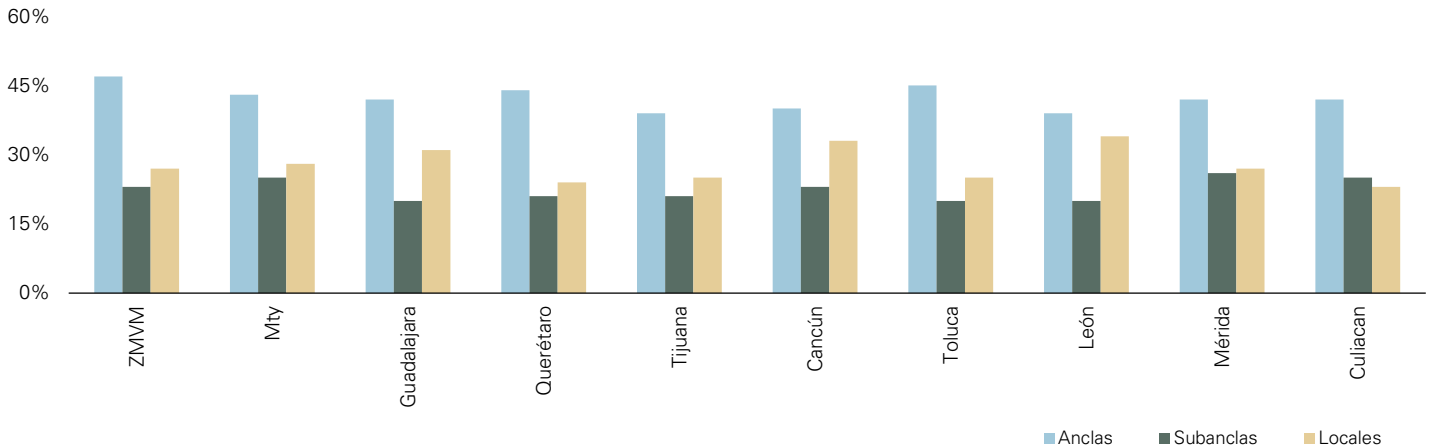
**POR TIPO DE CENTRO COMERCIAL EN CIUDADES CON MAYOR INVENTARIO**



Fuente: Newmark con datos de Grupo Mac Arquitectos

**Composición de Centros Comerciales**

**EN CIUDADES CON MAYOR INVENTARIO**



Fuente: Newmark con datos de Grupo Mac Arquitectos

**Ciudad de México**  
 Espacio Santa Fe  
 Carr. Mexico-Toluca 5420-PH1  
 Santa Fe, Mexico, CDMX, 05320  
 t 52-55-5980-2000

**Juan Flores**  
 Director of Market Research  
 juan.flores@nmrk.com

**Claudia Montoya**  
 Market Research Analyst  
 claudia.montoya@nmrk.com

Newmark has implemented a proprietary database and our tracking methodology has been revised. With this expansion and refinement in our data, there may be adjustments in historical statistics including availability, asking rents, absorption and effective rents. Newmark Research Reports are available at [nmrk.com/research](http://nmrk.com/research).

All information contained in this publication is derived from sources that are deemed to be reliable. However, Newmark has not verified any such information, and the same constitutes the statements and representations only of the source thereof and not of Newmark. Any recipient of this publication should independently verify such information and all other information that may be material to any decision the recipient may make in response to this publication and should consult with professionals of the recipient's choice with regard to all aspects of that decision, including its legal, financial and tax aspects and implications. Any recipient of this publication may not, without the prior written approval of Newmark, distribute, disseminate, publish, transmit, copy, broadcast, upload, download or in any other way reproduce this publication or any of the information it contains. This document is intended for informational purposes only, and none of the content is intended to advise or otherwise recommend a specific strategy. It is not to be relied upon in any way to predict market movement, investment in securities, transactions, investment strategies or any other matter.