

1T 2024

# Bogotá Office Market



NEWMARK

---

# Market Analysis

## Economy

- In 2023, economic growth reached just 0.6%, a figure significantly lower than the expected 1.3%. For 2024, a GDP increase of 1.5% is projected.
- The country's economy experienced a growth of 1.6% in January 2024 compared to the same month in 2023; this result marks the third consecutive month of positive figures for the Colombian economy.
- The real estate sector, one of those that have experienced the greatest falls in 2023, could have a gradual recovery starting in the second half of 2024, considering that this sector has seen consecutive falls since 2021

## Transactions

- The 978 Sestral building, located in the Andino corridor, enters the inventory completely filled by Mastercard and Deloitte.
- Isuzu Motors Ltd., a Japanese vehicle manufacturer, enters the Colombian market with six dealerships spread across four cities in the country, establishing its offices in Bogotá during the first quarter of the year, in the Urban 165 building located in the Colina corridor.
- The insurer of the British Group UIB expanded its office space and moved to the BVC building in the Avenida Chile corridor.

## Market Fundamentals

- The net absorption for the first quarter is 14,129 sqm, an increase of 2,600 sqm compared to the same period in 2023.
- Prices continue to rise. The rental price closed at COP \$78,200 and the sale price at COP \$12,431,000.
- High-specification construction projects remain scarce.

## Perspectives

- In 2024, availability will continue to decrease, especially in the CBD (Central Business District), where the highest demand exists.
- Due to the scarcity in the construction of high-specification spaces, it is anticipated that absorption in 2024 will remain at levels comparable to those of 2023.
- Prices will continue to increase, a trend that will be primarily observed in the CBD area. In contrast, peripheral corridors are beginning to experience a decrease.

---

Economy	6
Market Fundamentals	9
Summary table	14

---

1T 2024

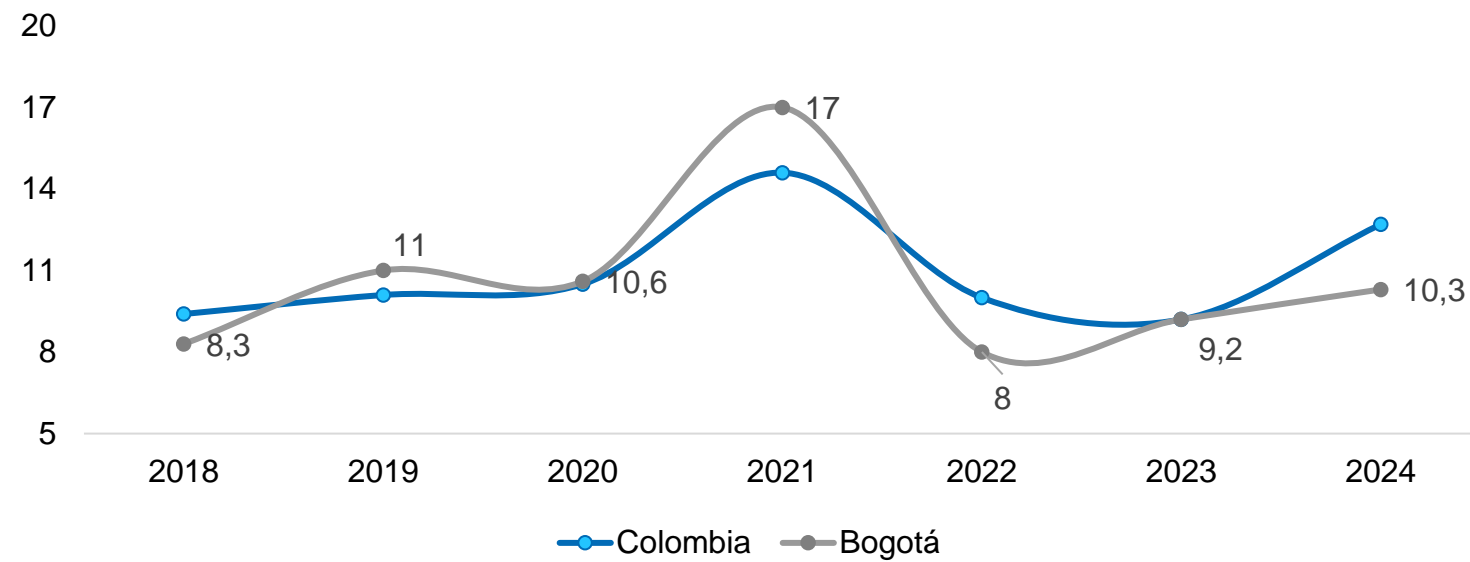
# Economy



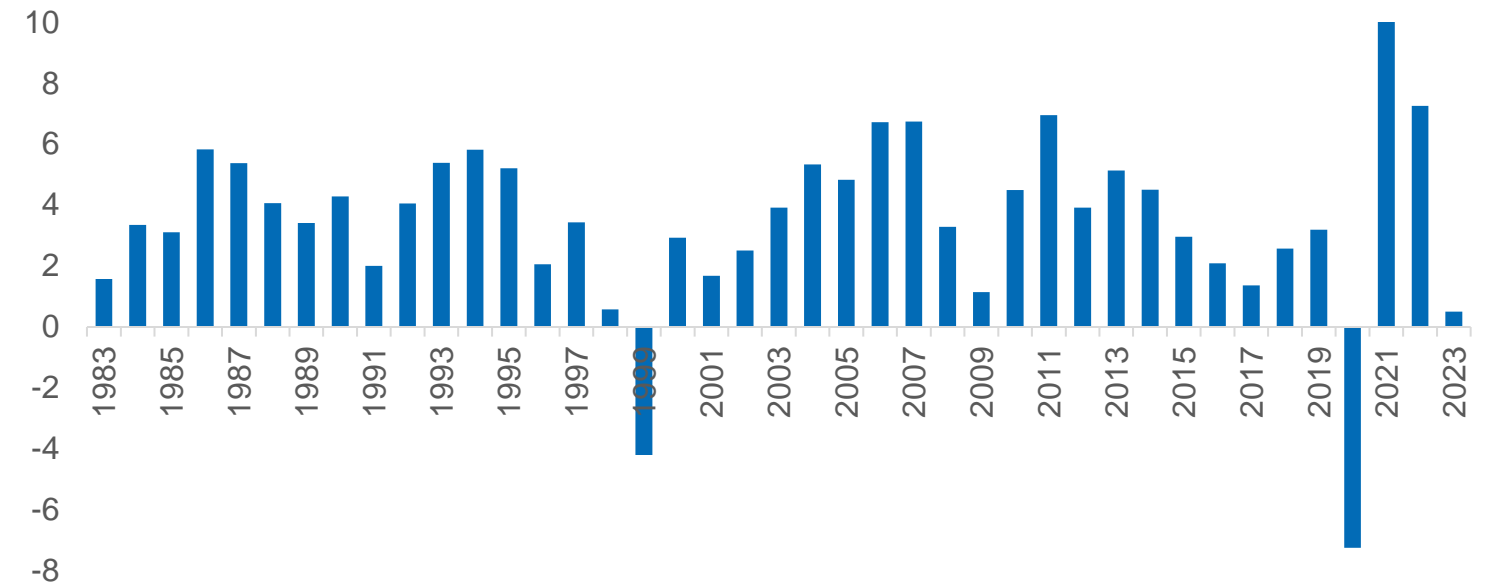
# Affordable

As inflation decreases, interest rates set by the Bank of the Republic will also lower. There is still caution regarding the impact of the El Niño phenomenon on crops and its effect on food prices. In 2024, it is estimated that the Consumer Price Index (CPI) will continue its downward trend to 5.5%, far from the two-digit figures that the national economy experienced throughout 2023.

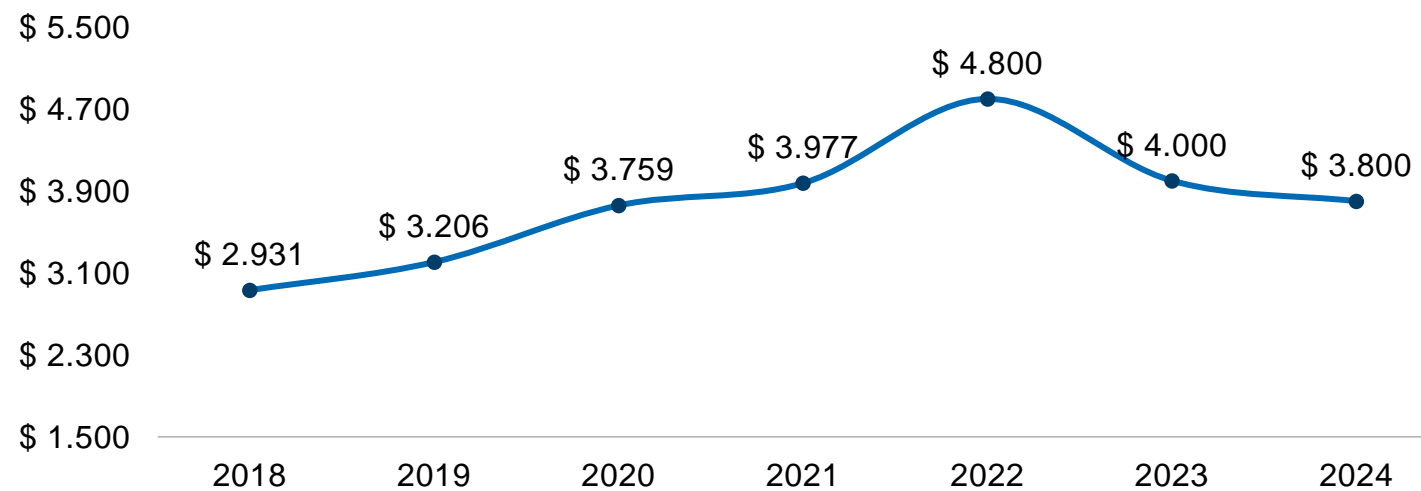
## Unemployment Rate



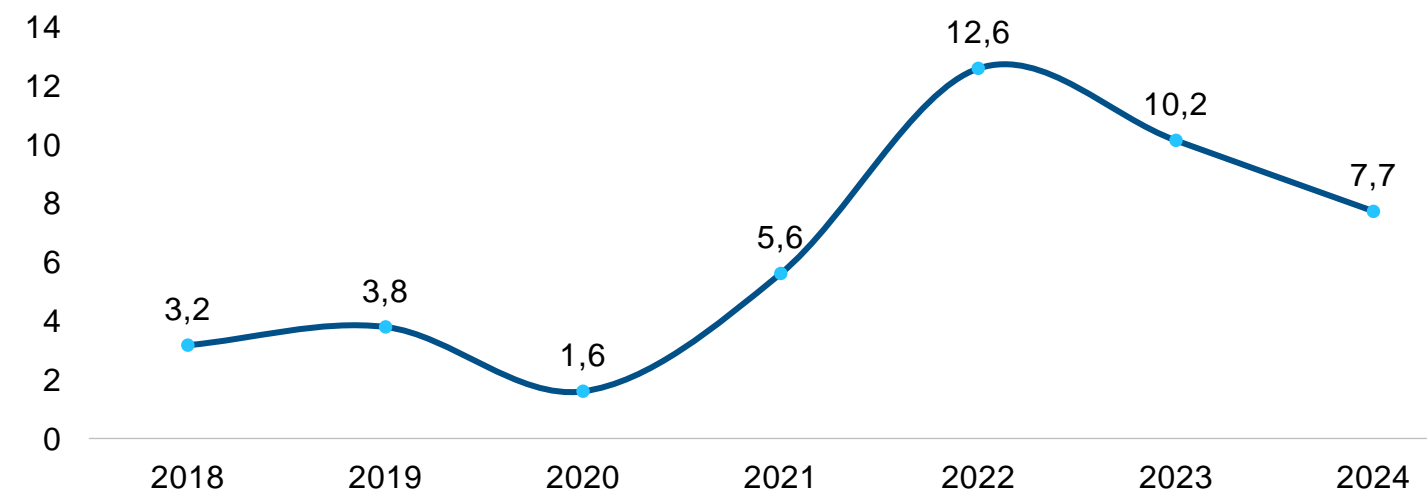
## GDP Growth (Annual %)



## Exchange Rate (Colombian Peso to American Dollar USD)



## Consumer Price Index (CPI)

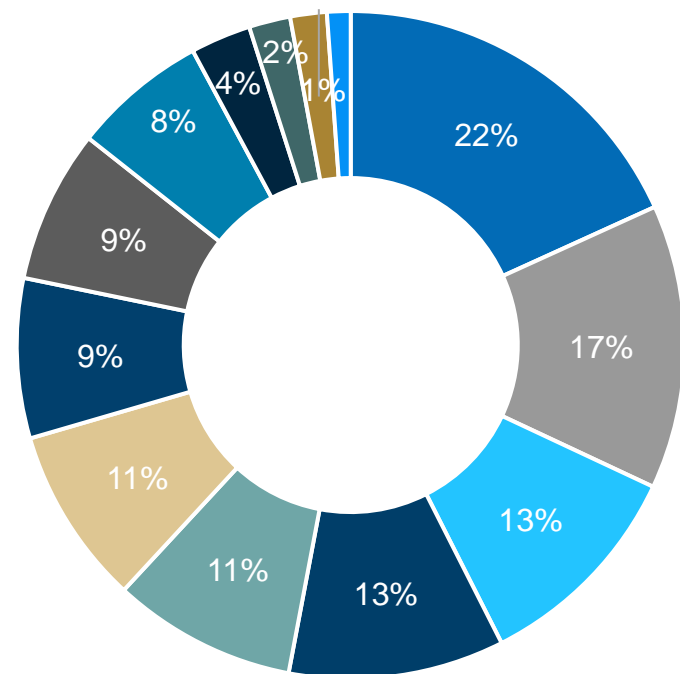


Source: DANE, Bank of the Republic

# Other economic variables

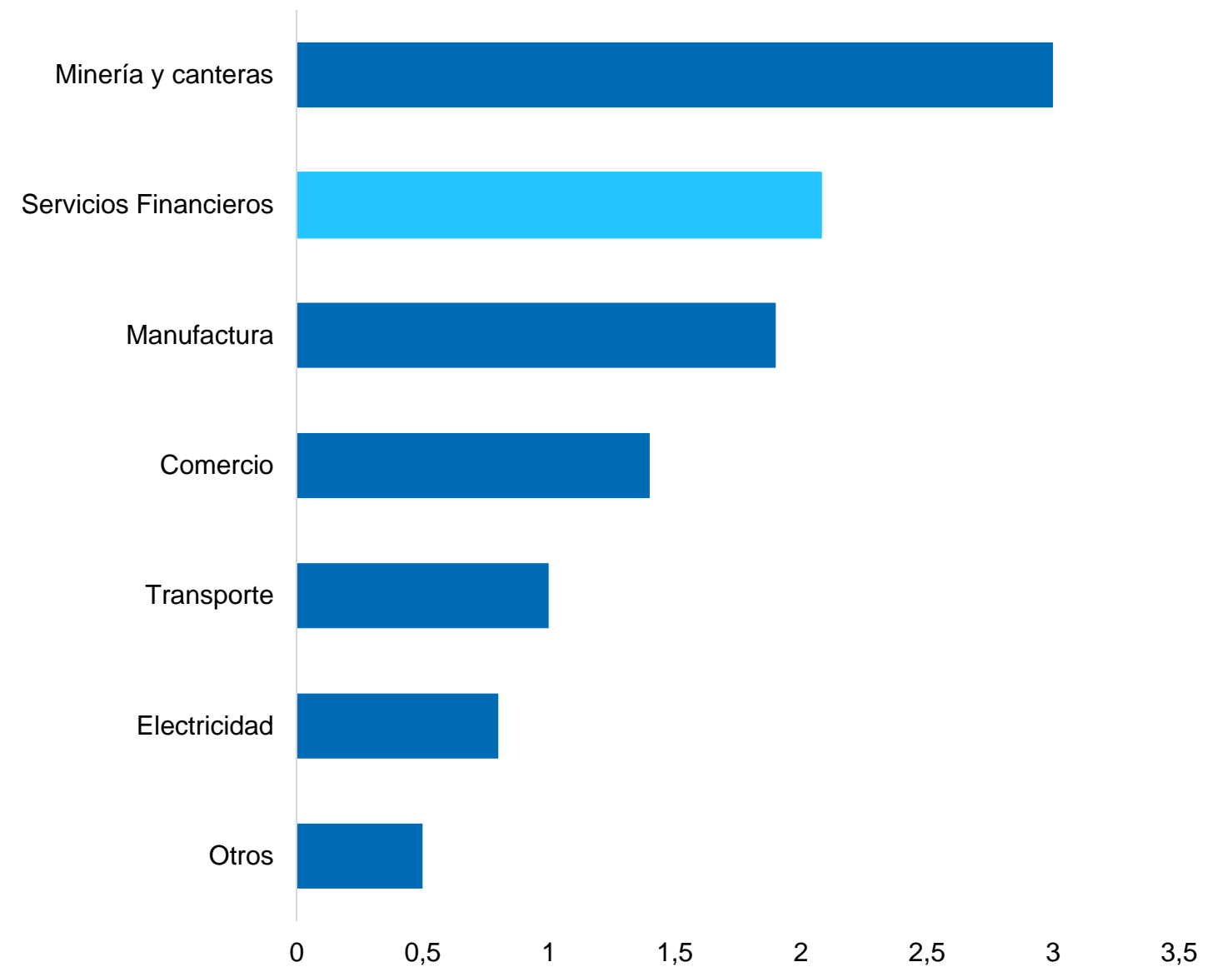
Foreign direct investment (FDI) in Colombia saw a 20% increase in the first month of 2024. This significant boost is particularly relevant in the context of the country's relative economic stagnation and the substantial 25% decrease in private investment experienced during 2023. The decision by foreign entrepreneurs to invest in Colombia not only reflects a strong confidence in the Colombian market but could also encourage local investors to explore and capitalize on profitable opportunities, following this positive trend.

Employment by Sector of Activity



- Comercio
- Industrias manufactureras
- Actividades profesionales
- Transporte y almacenamiento
- Construcción
- Información y comunicaciones
- Actividades inmobiliarias
- Agricultura, ganadería
- Administración pública
- Actividades artísticas
- Alojamiento/ servicios de comida
- Electricidad, gas, agua
- Actividades financieras/ seguros

Foreign Direct Investment (January 2024)



Source: DANE

1T 2024

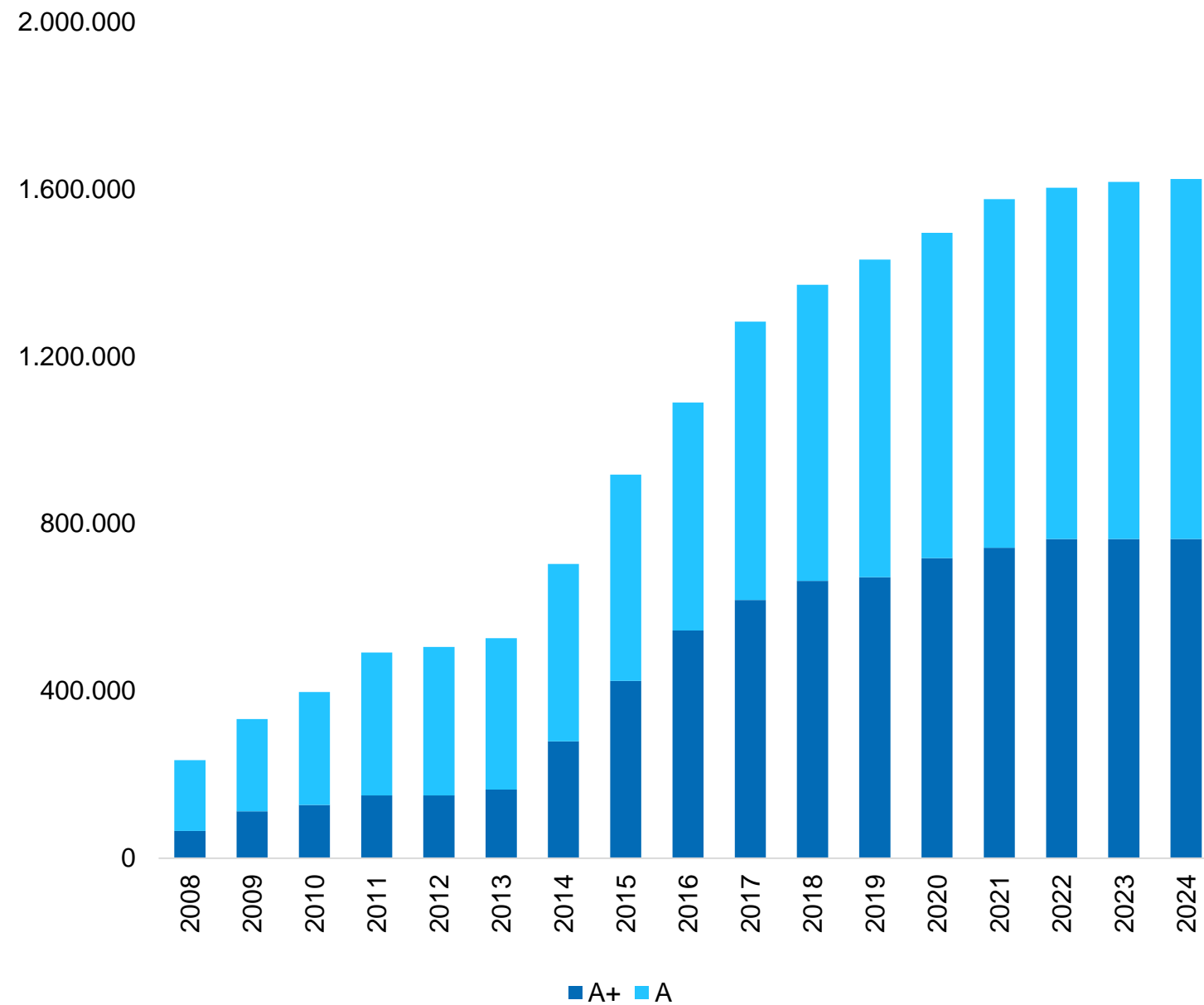
# Market Fundamentals



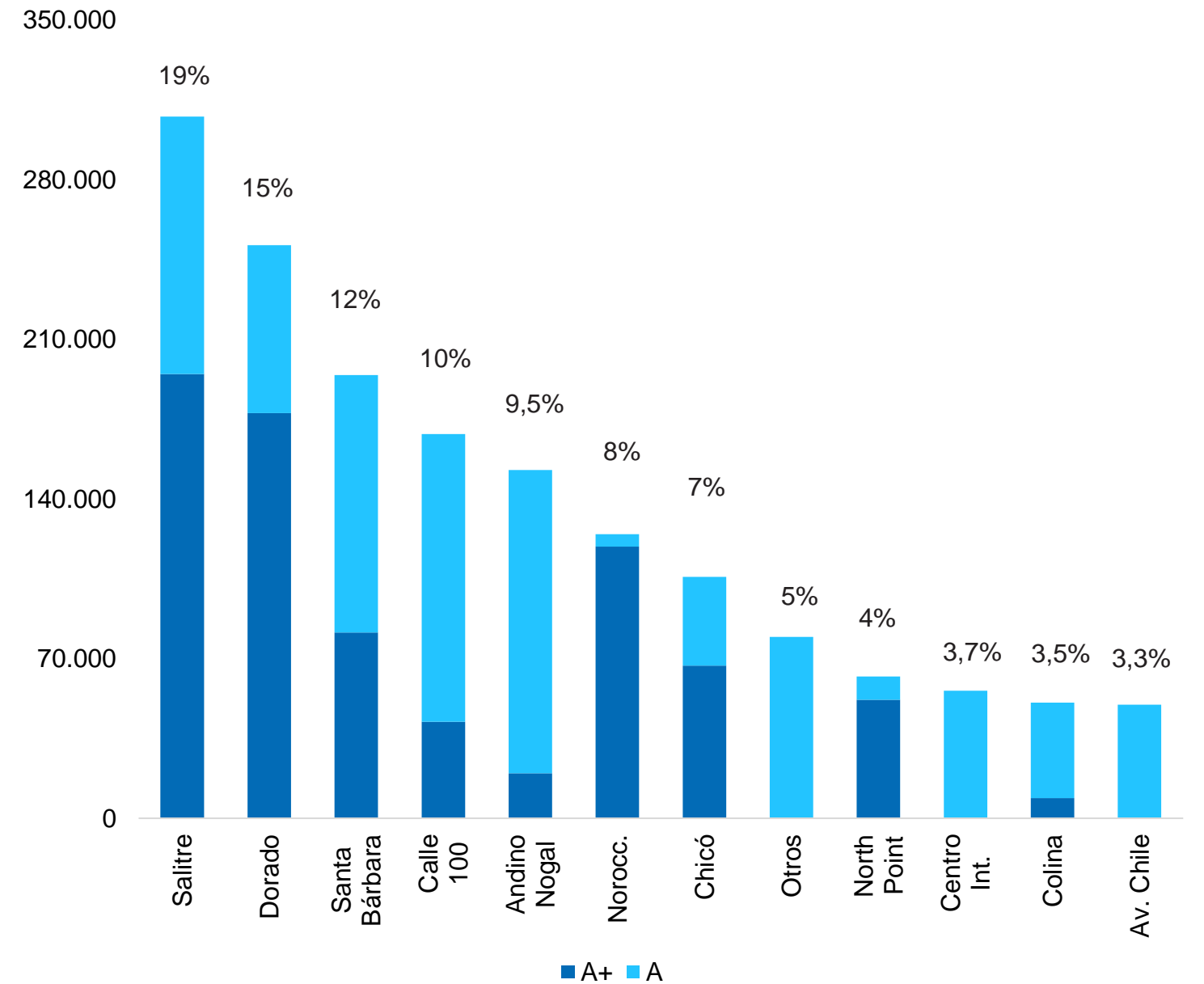
# Inventory

There are no significant changes in the inventory; the few projects that are under construction are quickly commercialized with agreements to be occupied as soon as they are delivered.

### Historical Inventory Growth by Class



### Inventory Distribution by Corridor and Class



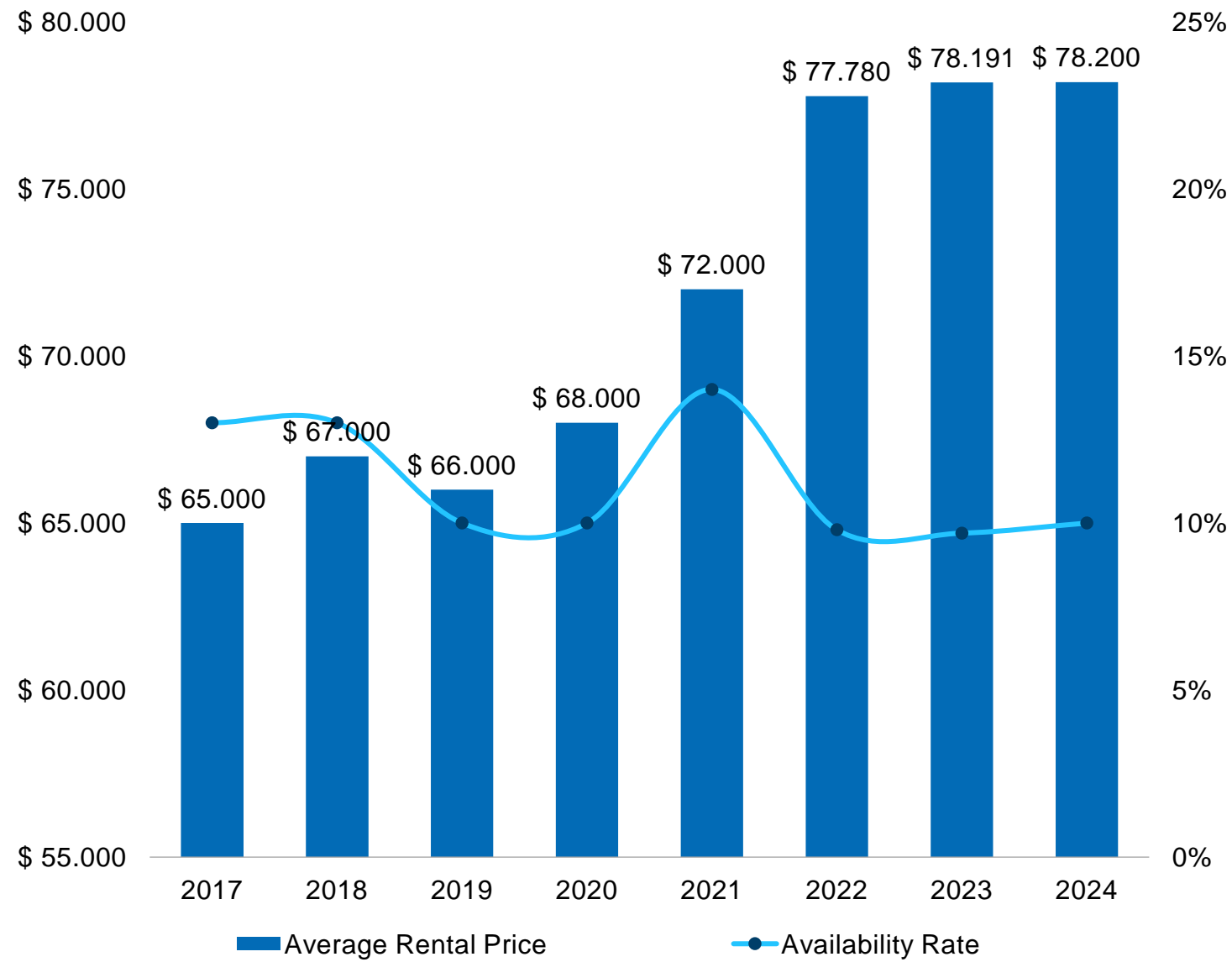
Source: Newmark Research



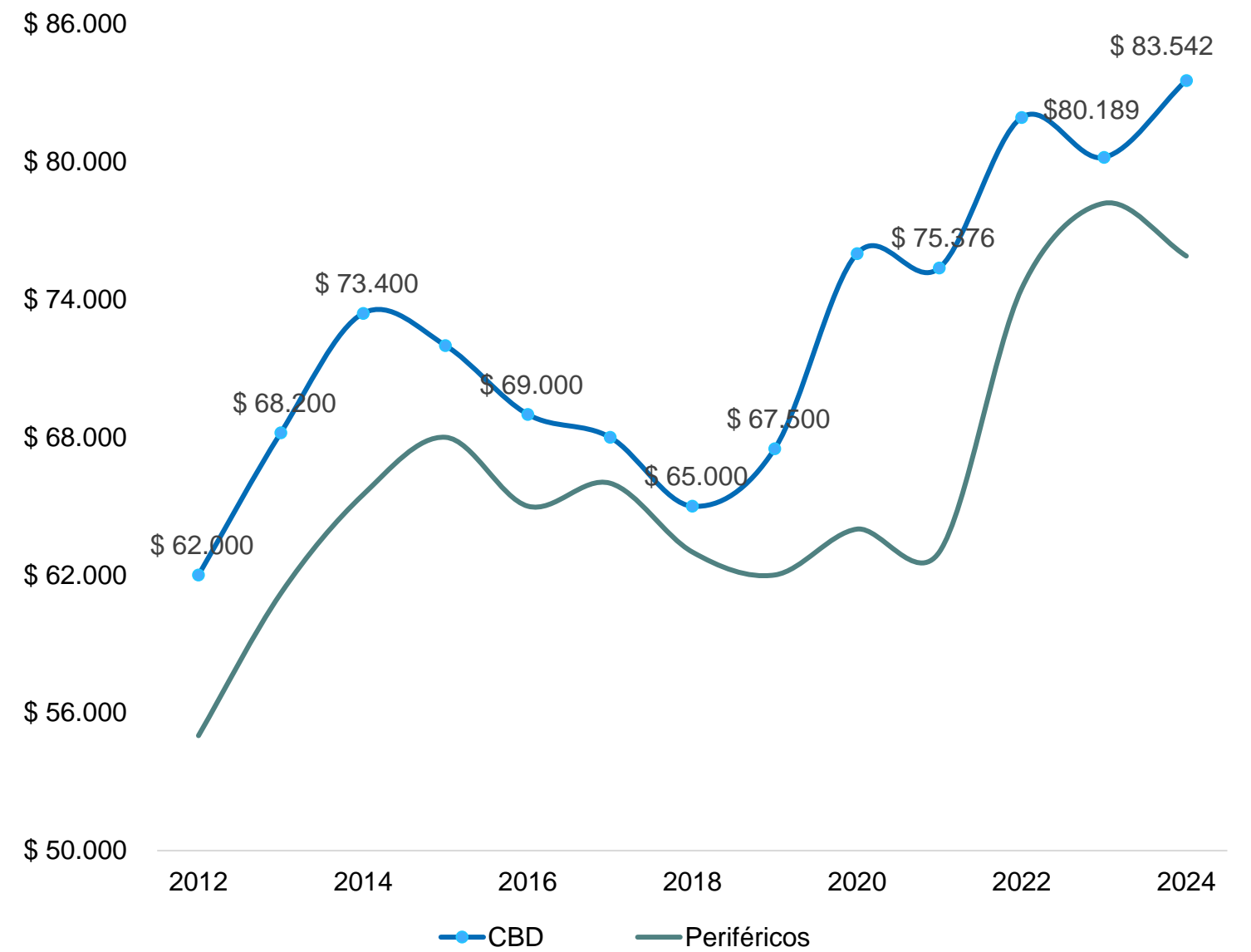
# Market Analysis

Prices, at a general glance, show stabilization. However, a more detailed analysis reveals that rental prices in the corridors located in the Central Business District (CBD) are experiencing an increase, while prices in the peripheral corridors tend to decrease. This dynamic results in what is perceived as an overall stabilization of prices.

Historical Rental Prices and Availability Rate



Average List Price by Corridor Type (COP)

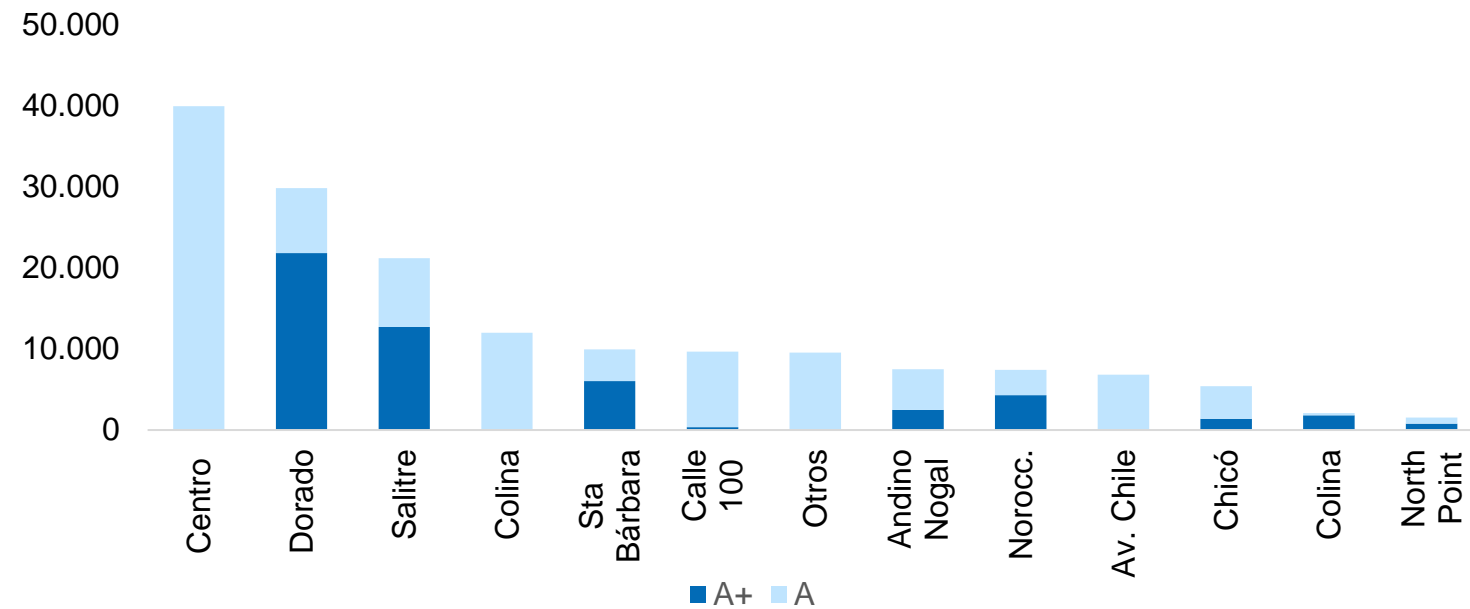


Source: Newmark Research

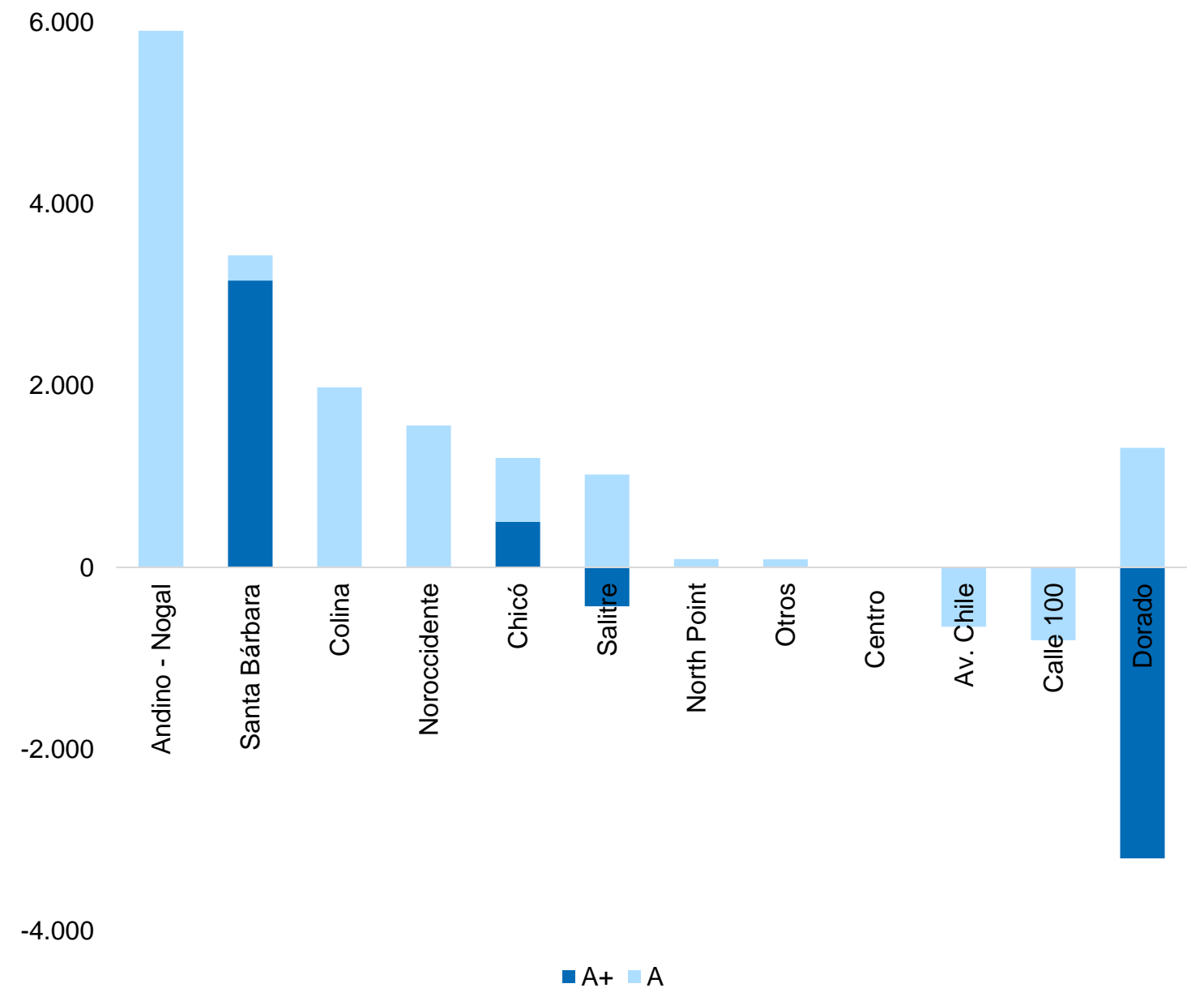
# Supply and Absorption

During the first quarter, absorption closed at 14,129 sqm. Although this is a modest figure, it does not reflect weak demand, but rather a limited supply available in the city, preventing this figure from recording higher values.

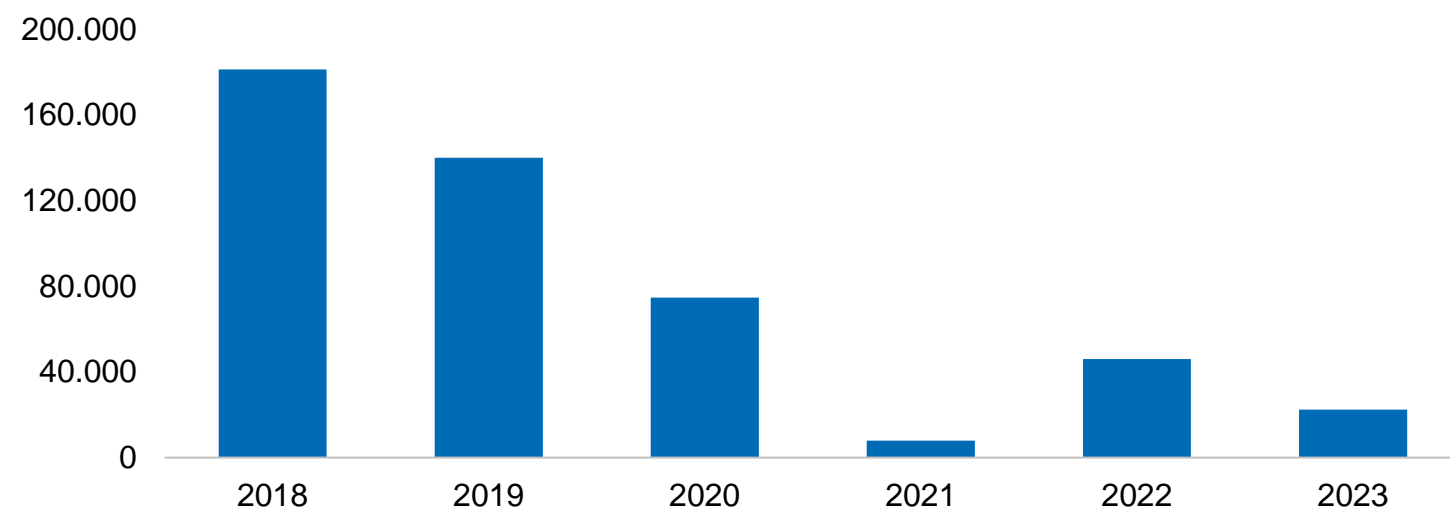
Supply Distribution by Class and Corridor



Absorption by Corridor



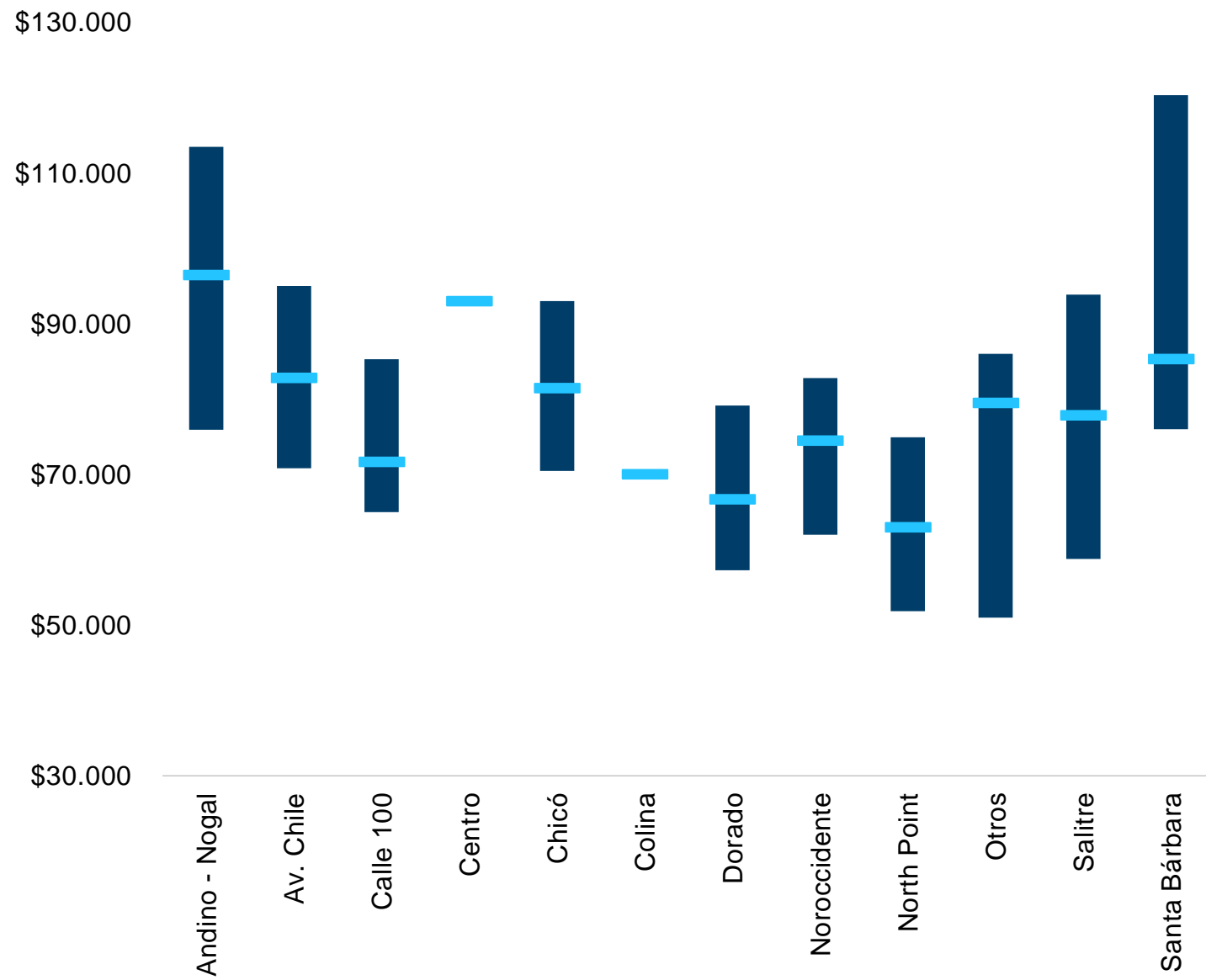
Historical Accumulated Absorption of Class A+ and A Offices



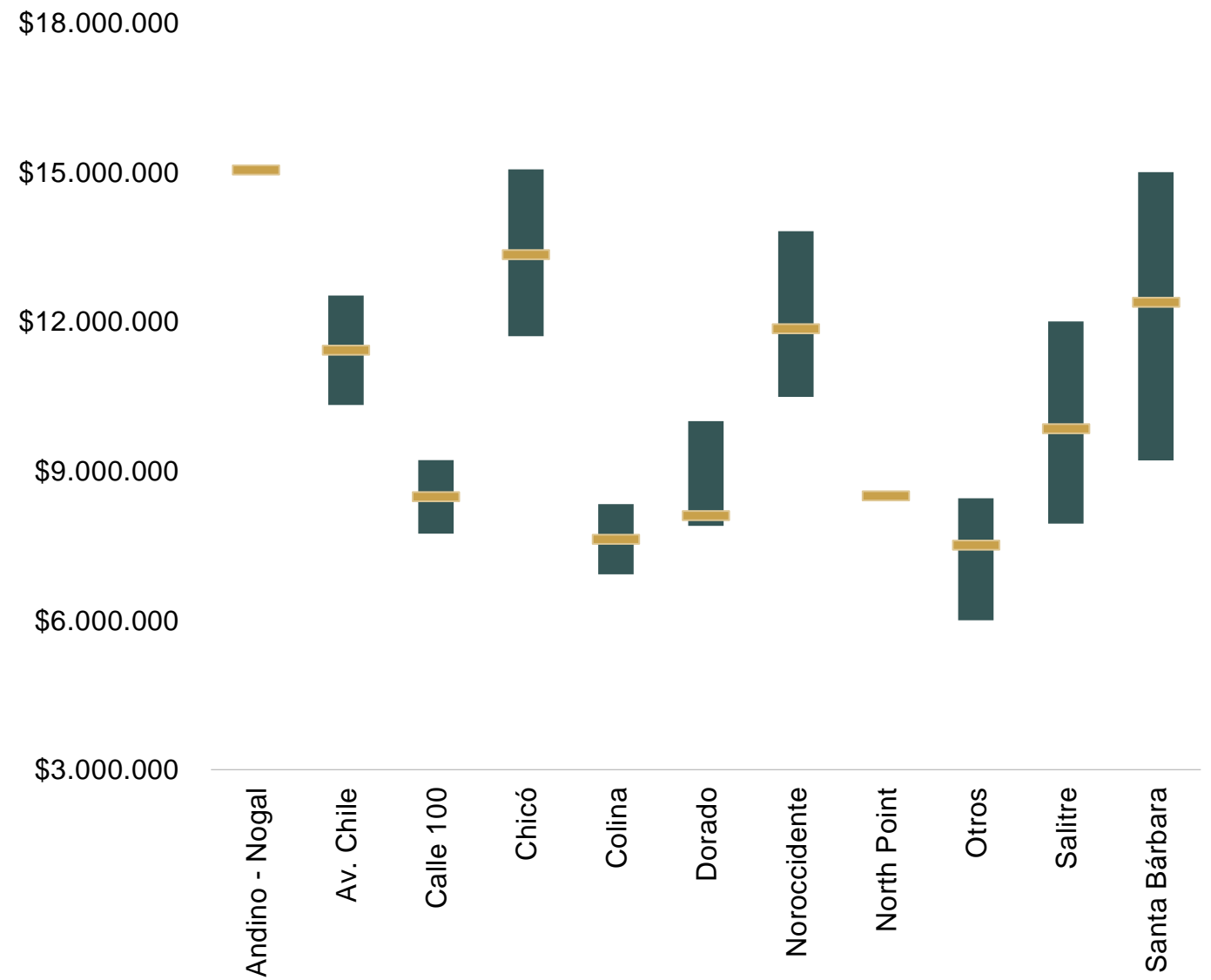
Source: Newmark Research

# List prices

Rental Price Ranges by Corridor



Sale Price Ranges by Corridor



Source: Newmark Research

1T 2024

# Market indicators



# Summary table

Statistics by Submarkets						
	Inventario Total (m <sup>2</sup> )	Disponibilidad Total (m <sup>2</sup> )	Tasa De Disponibilidad	Absorción Neta (m <sup>2</sup> ) Acumulada)	Precio Promedio De Renta (COP/m <sup>2</sup> /mes)	Precio Promedio De Venta (COP/m <sup>2</sup> /mes)
<b>Total CBD</b>	<b>707.109</b>	<b>35.460</b>	<b>5,0%</b>	<b>1.599</b>	<b>\$ 83.542</b>	<b>\$ 10.617.777</b>
Andino	159.705	5.630	3,5%	-4.316	\$ 96.459	\$ 15.041.202
Av. Chile	49.880	9.188	18,4%	456	\$ 82.803	\$ 11.421.290
Calle 100	181.322	11.101	6,1%	-930	\$ 71.669	\$ 8.478.811
Chicó	121.852	3.703	3,0%	6.260	\$ 81.467	\$ 7.628.261
Santa Bárbara	194.350	5.838	3,0%	129	\$ 85.310	\$ 10.519.319
<b>Total Periféricos</b>	<b>825.652</b>	<b>126.317</b>	<b>13,5%</b>	<b>12.530</b>	<b>\$ 75.898</b>	<b>\$ 10.582.091</b>
<b>Periférico Norte</b>	<b>248.252</b>	<b>20.054</b>	<b>8,1%</b>	<b>12.373</b>	<b>\$ 69.167</b>	<b>\$ 8.035.938</b>
Colina	50.743	7.944	15,7%	4.882	\$ 70.013	\$ 8.100.000
Noroccidente	153.304	9.960	7,4%	8.688	\$ 74.487	\$ 8.500.000
North Point	6.205	2.150	3,5%	-1.197	\$ 63.000	\$ 7.507.813
<b>Periférico Occidente</b>	<b>559.498</b>	<b>53.048</b>	<b>9,5%</b>	<b>1.079</b>	<b>\$ 72.278</b>	<b>\$ 12.116.914</b>
Dorado	251.1297	34.738	13,8%	3.822	\$ 66.695	\$ 11.851.509
Salitre	397.6513	18.310	6,0%	-2.743	\$ 77.860	\$ 12.382.319
<b>Otros</b>	<b>131.753</b>	<b>53.215</b>	<b>40,4%</b>	<b>- 922</b>	<b>\$ 86.250</b>	<b>\$ 11.593.422</b>
Centro	56.000	38.000	67,9%	0	\$ 93.000	\$ 13.339.695
Otros	75.753	15.215	20,1%	-922	\$ 79.500	\$ 9.847.148
<b>Total General</b>	<b>1.646.062</b>	<b>161.777</b>	<b>9,8%</b>	<b>14.129</b>	<b>\$ 78.200</b>	<b>\$ 12.431.096</b>



**Mauricio Romero**  
Office Associate

**NEWMARK**

“

2024 begins with significant activity in the office sector. Despite maintaining a low current and future supply, the demand for office spaces remains active, largely due to processes and requirements that originated in 2023 and, due to the scarce supply, remain active and in search of better opportunities.

With the context of working from home, many companies have opted to readjust their offices and increase their size again after having decreased during the pandemic. This is done with the intention of encouraging the use of the office by employees and providing a more welcoming environment that facilitates face-to-face relationships and group activities. Currently, the supply is concentrated in the Salitre and Dorado corridors, due to the delivery of spaces by various BPO/Call Center companies and the military forces. However, the turnover in this corridor does not stop.

The future supply is focused for this quarter on non-traditional office corridors, such as the Connecta 80 project, which promises the arrival of 32,325 square meters of A+ offices before the end of 2024, opening the door to new consolidations and the creation of new corridors in the city, with facilities for employees, such as first-class commerce in the shopping center and direct access to the mass transportation system.

It is expected that new office projects will begin to be promoted that allow the growth of the inventory, as well as more opportunities in high-specification buildings for the growth of companies.

## Bogotá

Cra. 9 N° 77 - 67, Oficina 405

t +57-1-210-1929

### Aurora Turriago

Market Research Director Colombia

aurora.turriago@nrmk.com

### Mauricio Romero

Office Associate

mauricio.romero@nrmk.com

### Juan Manuel Torres

Senior Managing Director

juan.torres@nrmk.com

[newmark.com.co](http://newmark.com.co)

#### NOTA ACLARATORIA:

Newmark ha implementado una base de datos propia y la metodología de seguimiento ha sido revisada. Con esta expansión y refinamiento en nuestros datos, puede haber ajustes en las estadísticas históricas, incluyendo la disponibilidad, precios de renta, absorción y rentas efectivas. Nuestros reportes de mercado se encuentran disponibles en <https://nrmk.lat/reportes-de-mercado/>

Toda información contenida en esta publicación está basada en fuentes consideradas como confiables, sin embargo, Newmark Colombia no la ha verificado y no la garantiza. El uso de esta información es responsabilidad del destinatario, el cual debe consultar a profesionales de su elección, incluidos sus aspectos legales, financieros, fiscales e implicaciones. El destinatario de esta publicación no puede, sin consentimiento previo por escrito de Newmark Colombia, distribuir, difundir, publicar, transmitir, copiar, transmitir, cargar, descargar, o en cualquier otra forma reproducir esta publicación o cualquiera de la información que contiene.

